


**Pattern Suggestions**

**Window Oblique  
6074**



**Side Note:**  
To indicate sunlight streaking through large bay window projected on floor.

(or)

**Flat Lines Breakup  
3575**



**Side Note:**  
Use **Flat Lines Breakup MS-3575** with a hazer to indicate sunlight coming through slats in a barn wall.

**Act 3/Scene 2**

**Setting** Same as Act 1/Scene 1

**Lighting Indicators** Time of day: early evening at sunset.

**Color Suggestions** Same as Act 1/Scene 1

**Pattern Suggestions** Same as Act 1/Scene 1

**Notes**



*The End*

**APOLLO**  
DESIGN TECHNOLOGY, INC.

4130 Fourier Drive, Fort Wayne, IN 46818 USA  
PH (01) 260.497.9191 FX (01) 260.497.9192 [www.apollobydesign.net](http://www.apollobydesign.net)

# The Apollo



## Playbook VOLUME:3

An instructional guide to designing visual effects for classic theater.















*“Of Mice and Men”*


















**APOLLO**  
DESIGN TECHNOLOGY, INC.

# "Of Mice and Men"

Author: John Steinbeck

<b>Notes</b>	Think up a special line here???????
<b>Act 1/Scene 1</b>	
<b>Setting</b>	Sandy bank of the Salinas River, sheltered with willows.
<b>Lighting Indicators</b>	Time of day: early evening at sunset.
<b>Color Suggestions</b>	<b>AP7050</b>  <b>Fatherless Amber</b> or <b>AP7150</b>  <b>Santa Fe Ambet</b> - Warm area lighting  <b>AP4870</b>  <b>Bluetylicious</b> or <b>AP4990</b>  <b>Hero Blue</b> - Cool area lighting
<b>Pattern Suggestions</b>	<div style="display: flex; justify-content: space-around;"> <div style="text-align: center;"> <p><i>Steel Version</i> <b>Foliage Detail</b> 1083</p>  </div> <div style="text-align: center;"> <p>(or)</p> <p><i>Glass Version</i> <b>Summer Tree</b> SR-1020</p>  </div> </div> <p><b>Side Note:</b> Can be projected on stage floor or backdrop with <b>AP5960</b>  <b>Margarita Green.</b></p>
	<div style="display: flex; justify-content: space-around;"> <div style="text-align: center;"> <p><b>Water Shining</b> 2249</p>  </div> <div style="text-align: center;"> <p><b>Textured Glass</b> "Honeycomb"</p>  </div> </div> <p><b>Side Note:</b> Shuttered to indicate a river with <b>AP4700</b>  <b>Timid Blue</b> Consider adding a Smart Move Rotator to the static <b>Water Shining MS-2249</b> with a <b>Honeycomb Textured Glass</b> slowly rotating to indicate rippling water.</p>
	<div style="display: flex; justify-content: space-around;"> <div style="text-align: center;"> <p><b>Starry Night Lite</b> MS-1092</p>  </div> <div style="text-align: center;"> <p>(or)</p> <p><b>Moon Natural</b> SR-1009</p>  </div> </div> <p><b>Side Note:</b> When sun is set add these two patterns.</p>
	<div style="display: flex; justify-content: space-around;"> <div style="text-align: center;"> <p><b>Camp Flames</b> 2123</p>  </div> <div style="text-align: center;"> <p><b>Twister</b> 2271</p>  </div> </div> <p><b>Side Note:</b> Consider adding another Smart Move Rotator with <b>Twister MS-2271</b> slowly rotating to indicate small campfire and <b>Camp Flames MS-2123</b> in the static slot.</p>

<b>Act 1/Scene 2</b>	
<b>Setting</b>	Interior of the bunkhouse.
<b>Lighting Indicators</b>	Time of day: late morning the next day.
<b>Color Suggestions</b>	<b>AP7050</b>  <b>Fatherless Amber</b> or <b>AP7150</b>  <b>Santa Fe Ambet</b> - Warm area lighting  <b>AP4870</b>  <b>Bluetylicious</b> or <b>AP4990</b>  <b>Hero Blue</b> - Cool area lighting
<b>Pattern Suggestions</b>	<div style="display: flex; justify-content: space-around;"> <div style="text-align: center;"> <p><b>Window Plain</b> 6001</p>  </div> <div style="text-align: center;"> <p>(or)</p> <p><b>Double Pane Window</b> 6076</p>  </div> </div> <p><b>Side Note:</b> To indicate sunlight streaking through window projected on floor.</p>
<b>Act 2/Scene 1</b>	
<b>Setting</b>	Same as Act 1/Scene 2
<b>Lighting Indicators</b>	Time of day: same day 7:30 p.m.
<b>Color Suggestions</b>	Same as Act 1/Scene 2  Consider adding a bit of red <b>AP8100</b>  <b>Mango Craze</b> during fight.
<b>Pattern Suggestions</b>	<div style="display: flex; justify-content: space-around;"> <div style="text-align: center;"> <p><b>Window Plain</b> 6001</p>  </div> <div style="text-align: center;"> <p>(or)</p> <p><b>Double Pane Window</b> 6076</p>  </div> </div> <p><b>Side Note:</b> To indicate evening light streaking through window projected on floor with <b>AP4830</b>  <b>Blue My Mind.</b></p>
<b>Act 2/Scene 2</b>	
<b>Setting</b>	Room of Stable Buck.
<b>Lighting Indicators</b>	Time of day: 10:00 p.m. the next day.
<b>Color Suggestions</b>	<b>AP7150</b>  <b>Santa Fe Amber</b> - Warm area lighting <b>AP4990</b>  <b>Hero Blue</b> - Cool area lighting
<b>Pattern Suggestions</b>	N/A
<b>Act 3/Scene 1</b>	
<b>Setting</b>	Barn interior
<b>Lighting Indicators</b>	Time of day: mid afternoon the next day.
<b>Color Suggestions</b>	<b>AP2140</b> ¼ CTO  <b>Apollo Orange</b> - Warm area lighting <b>AP3200</b>  <b>Submissive Lavender</b> - Cool area lighting Consider using the same red that was used in <b>Act 1/Scene 2</b> <b>AP8100</b>  <b>Mango Craze</b> to echo the violence in the scene.