



















<b>Pattern Suggestions</b>	<b>Foliage Ivy Reversed 1014</b> 	<b>Side Note:</b> Square off to suggest garden house.
<b>Color Suggestions</b>	<i>Lights dim out into a cool silhouette</i> <b>AP4700</b>  <b>Timid Blue</b> - Dimmed Timid Blue wash with blue cyc <i>James and Annie dialogue - add</i> <b>AP7900</b>  <b>Kiss Me Tint</b> - Warm area lighting <i>Outside garden house in moonlight</i> <b>AP4650</b>  <b>Crisp Blue</b> - Cool area lighting	
<b>Pattern Suggestions</b>	<b>Foliage Ivy Reversed 1014</b> 	<b>Side Note:</b> House porch in moonlight. Use cool wash and foliage gobos from previous scenes.
<b>Color Suggestions</b>	<i>Shaft of moonlight</i>	
<b>Act 3</b>	<b>AP4950</b>  <b>Caribbean Blue</b> or <b>AP4500</b>  <b>Ozone Blue</b>	
<b>Setting</b>	Same as Acts 1 and 2	
<b>Lighting Indicators</b>	Same as Acts 1 and 2	
<b>Color Suggestions</b>	Silhouette in garden house - same as earlier scene	
<b>Lighting Indicators</b>	<i>Keller home in daytime</i> <i>House interior (daytime)</i> <b>AP7900</b>  <b>Kiss Me Tint</b> - Warm area lighting <b>AP4700</b>  <b>Timid Blue</b> - Cool area lighting <i>House exterior</i> <b>AP7900</b>  <b>Kiss Me Tint</b> - Warm area lighting <b>AP4700</b>  <b>Timid Blue</b> - Cool area lighting <i>Garden House</i> <b>AP7900</b>  <b>Kiss Me Tint</b> - Warm area lighting <b>AP4700</b>  <b>Timid Blue</b> - Cool area lighting	
<b>Pattern Suggestions</b>	<b>Foliage Ivy Reversed 1014</b> 	<b>Side Note:</b> Square off to suggest garden house.
<b>Color Suggestions</b>	<i>Flashback</i> <b>AP3230</b>  <b>Lavender Retriever</b> - (Eliminate the cool in acting area, or add no color or use Lavender Retriever). <i>At miracle (pitcher breaking)</i> <b>AP6600</b>  <b>Harvest Gold</b> - (downlight Harvest Gold at water pump).	
<b>Pattern Suggestions</b>	<b>Sun 1131</b> 	<b>Side Note:</b> In very soft focus as down pool.
		<i>The End</i>

# The Apollo



## Playbook VOLUME:2

An instructional guide to designing visual effects for classic theater.

















*“The Miracle Worker”*
























APOLLO  
DESIGN TECHNOLOGY, INC.

# "The Miracle Worker"

Author: William Gibson

Notes	<p>The set (if one is utilized) is fairly simple. The spaces are designated by lighting and props. Please remember that there is hand signing during the play so light levels should be bright enough to see that action. Lighting cues can be simple or complex depending on the various equipment and time availabilities. Each act has several "scenes" in them lighting wise. These are not set changes but are done with separate light areas fading in and out. There are several subtle color or light shifts called for in the script. These will be addressed as color shifts in these recommendations. Care must be taken NOT to "over light" this show. The cues must make sense and fit with the action. We have added a few descriptions to the main scenes in each act to help locate where the color recommendations are placed.</p>	
Act 1		
Setting	The Keller home in the 1880's.	
Lighting Indicators	Nighttime	
Color Suggestions	<p><i>Helen's Illness</i>  <i>Interior light</i>  <b>AP7050</b>  <b>Fatherless Amber</b> - Warm area lighting  <b>AP3200</b>  <b>Submissive Lavender</b> - Cool area lighting</p> <p><i>Exterior light</i>  <b>AP4650</b>  <b>Crisp Blue</b></p>	
Pattern Suggestions	<p><i>Outside tree breakups</i>  <b>Foliage Natural</b>  <b>1045</b></p> 	<p><b>One Quarter Moon</b>  <b>4080</b></p> 
Color Suggestions	<p><i>Side Note:</i> Use with <b>AP4950</b>  <b>Caribbean Blue</b></p> <p><i>5 years later at water pump - daytime</i>  <i>House interior</i>  <b>AP7900</b>  <b>Kiss Me Tint</b> - Warm area lighting  <b>AP4700</b>  <b>Timid Blue</b> - Cool area lighting</p> <p><i>Dr. Anagnos room (DSL)</i>  <b>AP8550</b>  <b>Bit of Pink</b> - Warm area lighting  <b>AP4800</b>  <b>Ice Blue</b> - Cool area lighting  <b>Side Note:</b> Light should shift to clear (no color during flashback in scene).</p> <p><i>Keller home in daytime</i>  <i>House interior</i>  <b>AP7900</b>  <b>Kiss Me Tint</b> - Warm area lighting  <b>AP4700</b>  <b>Timid Blue</b> - Cool area lighting</p> <p><i>House exterior</i>  <b>AP7900</b>  <b>Kiss Me Tint</b> - Warm area lighting  <b>AP4700</b>  <b>Timid Blue</b> - Cool area lighting</p> <p><i>Train Station (stage left)</i>  <i>House interior</i>  <b>AP8500</b>  <b>Tease Pink</b> - Warm area lighting (from script "lights dim and unreal")  <b>AP5960</b>  <b>Margarita Green</b> - Cool area lighting</p>	

Color Suggestions	<p><i>Keller home in daytime</i>  <i>House interior</i>  <b>AP7900</b>  <b>Kiss Me Tint</b> - Warm area lighting  <b>AP4700</b>  <b>Timid Blue</b> - Cool area lighting</p> <p><i>House exterior</i>  <b>AP7900</b>  <b>Kiss Me Tint</b> - Warm area lighting  <b>AP4700</b>  <b>Timid Blue</b> - Cool area lighting</p> <p><i>At water pump</i>  <b>AP7900</b>  <b>Kiss Me Tint</b> - Warm area lighting</p>		
Act 2			
Setting	Same as Act 1		
Lighting Indicators	Same as Act 1		
Color Suggestions	<p><i>Annie's room then expand</i>  <i>Interior light</i>  <b>AP7050</b>  <b>Fatherless Amber</b> - Warm area lighting  <b>AP3200</b>  <b>Submissive Lavender</b> - Cool area lighting</p> <p><i>Exterior light</i>  <b>AP4650</b>  <b>Crisp Blue</b></p>		
Pattern Suggestions	<p><i>Outside tree breakups</i>  <b>Foliage Natural</b>  <b>1045</b></p> 	<p><i>Steel Version</i>  <b>Star Breakup</b>  <b>1057</b></p> 	<p><i>Glass Version</i>  <b>Moon Natural</b>  <b>SR1009</b></p> 
Color Suggestions	<p><i>Side Note:</i> Use with <b>AP4950</b>  <b>Caribbean Blue</b></p> <p><i>At water pump</i>  <b>AP7350</b>  <b>Fool's Gold Amber</b> - Warm area lighting (shaft of sunlight on water pump)</p> <p><i>Daylight comes up over another corner of the sky</i>  <b>AP7700</b>  <b>Peach Amber</b> - to nighttime cyc</p> <p><i>On belfry chimes</i>  <i>House interior</i>  <b>AP7900</b>  <b>Kiss Me Tint</b> - Warm area lighting  <b>AP4700</b>  <b>Timid Blue</b> - Cool area lighting</p> <p><i>House exterior</i>  <b>AP7900</b>  <b>Kiss Me Tint</b> - Warm area lighting  <b>AP4700</b>  <b>Timid Blue</b> - Cool area lighting</p> <p><i>Flashback in Annie's room</i>  <b>AP3230</b>  <b>Lavender Retriever</b> - (no color or use Lavender Retriever)</p> <p><i>Keller strikes a match and lights oil lamp inside garden house</i>  <b>AP7050</b>  <b>Fatherless Amber</b> - Warm area lighting</p> <p><i>Outside garden house in moonlight</i>  <b>AP4650</b>  <b>Crisp Blue</b> - Cool area lighting</p>		